

WFP LMS Tutorials

Login to the LMS

Login to the LMS

Login from inside WFP's network



- ❑ When you are in the office, WFP's Learning Management System (LMS) can be accessed by typing the address: <http://lms.wfp.org/> in any compatible browser (Internet Explorer, Chrome, Firefox or Safari)

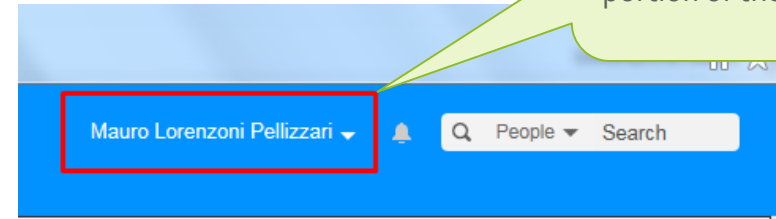


- ❑ Access to the system is based on WFP Global credentials (Active Directory)
 - Username: **global\firstname.lastname**
 - Password: **your password** (what you use to sign into your work station)

Login to the LMS

Login from inside WFP's network

- Depending on the browser you use, access behaviour will change:



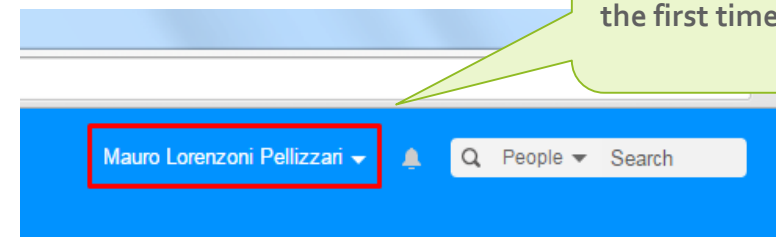
If you use **Internet Explorer** the LMS will sign you in automatically. You can verify your identity in the upper right portion of the screen



Authentication Required

User Name:

Password:



If you use **Chrome** the LMS will ask for your Active Directory credentials **only the first time.**

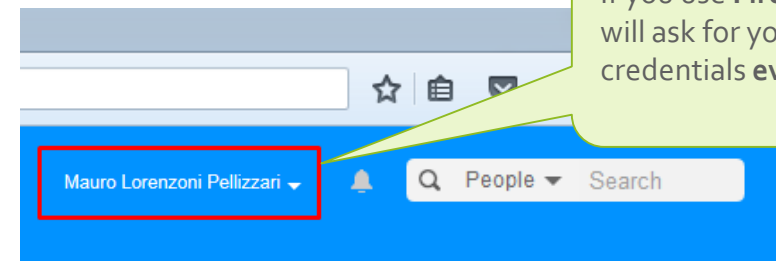


Authentication Required

Enter username and password for https://fs.auth.wfp.org

User Name:

Password:



If you use **Firefox** or **Safari** the LMS will ask for your Active Directory credentials **every time.**



Login to the LMS

Login from outside WFP's network

- ❑ When you are outside a WFP office, you can still access the LMS through the Internet. Just type the address: <http://lms.wfp.org/> in any compatible browser (Internet Explorer, Chrome, Firefox or Safari)



Sign in with your organizational account

Sign in

© 2013 Microsoft

When outside WFP's network, you must always insert your Global Credentials (global\name.lastname)



You reached the end of this tutorial

Thank you